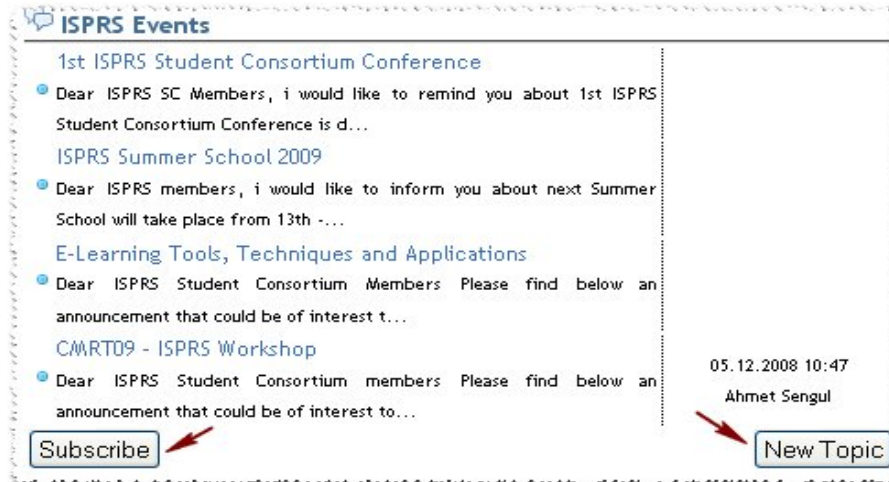


A- Message Boards

1- Subscribing a Board

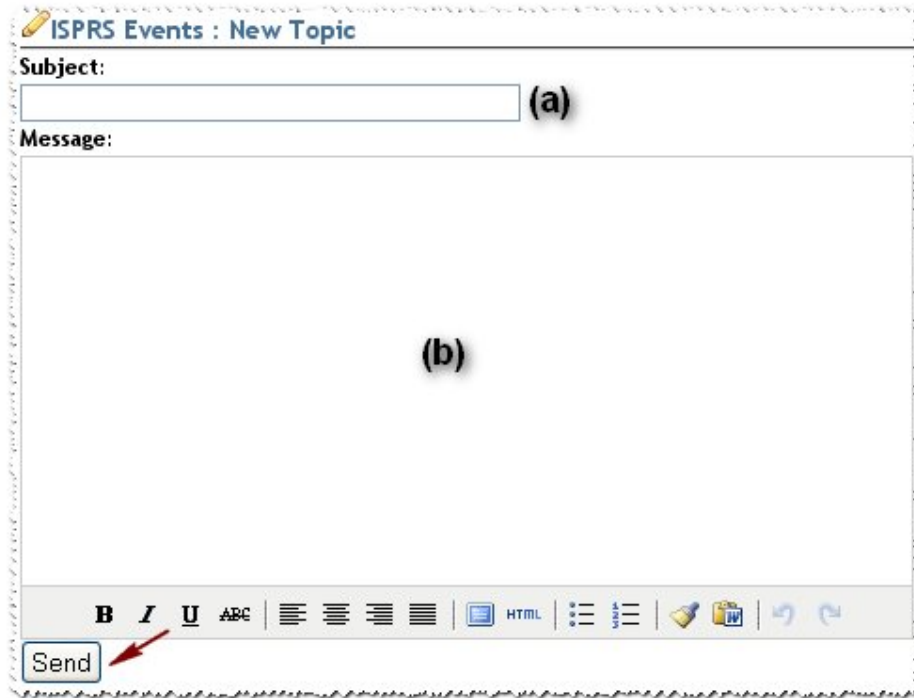
Once registered you are automatically subscribed to three boards which are Announcements, ISPRS Events and Opportunities. Our subscription system alerts you by e-mail when someone adds a new topic to board that you subscribed. You can easily subscribe or unsubscribe to the boards by clicking button on the below in the board page (Picture - 1). We currently have **74** specific boards of interests waiting your subscribing!



Picture - 1

2- Sending a New Topic

If you decide to share or discuss on the related board, click “New Topic” button on the right bottom (Picture - 1). Then you’ll see a form that you need to fill in subject (Picture - 2a) and message (Picture – 2b) fields. You can use the rich text editor features to format your message. After you have filled and checked all, click “Send” button that publish your topic and send e-mail alerts to all subscribers of the board.



Picture - 2

3- Replying a Topic

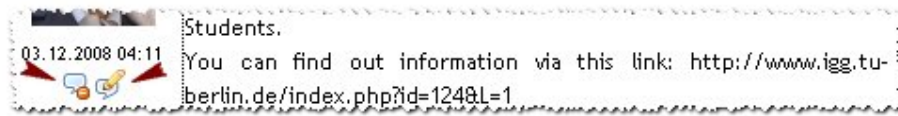
To reply to a topic, click the link named “Reply” at the bottom on the topic page then rich text editor will be slide down (Picture - 3).



Picture - 3

4- Editing and Deleting Topic or Reply

You can delete (🗑️) or edit (✎) your reply or topic by click this icon under your name or picture in same row (Picture - 4).



Picture - 4

B- Private Messaging

1- Sending a Message

Another good way to share knowledge in the members area is using the private message system that provides private communication between SC members. Say, I want to ask Summer School dates to Ahmet. Firstly I find out Ahmet's name in Members Directory and click his name, after that I click "Send Message" (✉️ [Send Message](#)) in his profile page. Secondly, I fill out the form completely and click "Send" button (Picture - 5).



Send Message

To: Mr. Ahmet Sengul

Subject: Summer School's Web?

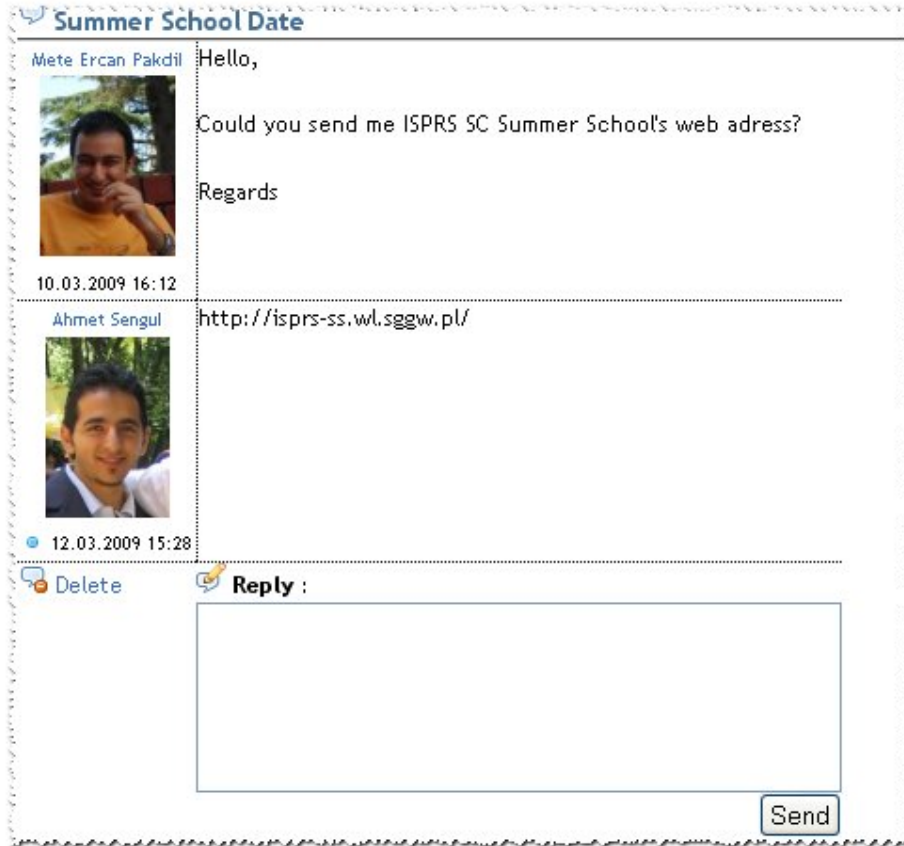
Message:

Hello,
Could you send me ISPRS SC Summer School's web adres?
Regards

Picture - 5

2- Reading a Message

When Ahmet reply's to my message, I receive an e-mail alert instantly. I enter my message box and click new message from him to read or reply (Picture - 6). That's an example to understand how easy it is. You can also reply message and delete (🗑️) it. Blue bullet (•) indicates an unread message.



Picture - 6